

JEKO

COLORED

JEKO Colored is CNBM CIGS Thin-Film solar module for building façade and open spaces designed specifically for this kind of use.

Our latest Colored generation is operating as a solar active building material to set totally new standards of aesthetic solar façade solutions – no matter what type of building or construction project you’re dreaming for.

Thanks to the elegant product design, the building appearance harmoniously into surrounding ambient, regardless of whether it is a private house, public building, or factory hall.



QUALITY HIGHLIGHTS

CIGS
TECHNOLOGY

CIGS technology for BIPV



Highest yields even in extreme conditions



Unparalleled quality



Superior aesthetics



High loads capabilities for all weathers



Easy installation



Eco-friendly

SERIES GLOSSY

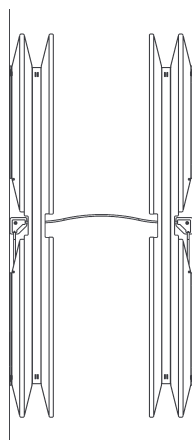



SERIES OPAQUE

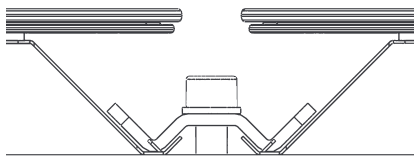


SERIES SATIN





Backside of the module with backrail system



Secure mounting with SMART clamps

DIMENSION COULD BE CUSTOMISED



MECHANICAL SPECIFICATIONS

EXTERNAL DIMENSIONS	1,587 X 664 MM ²
THICKNESS	37 MM
WEIGHT	17 KG
CELL TYPE	CIGS
FRAME	NONE
FRONT COVER	3.2 MM TEMPERED GLASS
DESIGN LOAD (SAFETY FACTOR 1.5)	UPWARD 1600 PA DOWNWARD 3400 PA
JUNCTION BOX PROTECTION CLASS	IP65
DIMENSIONS OF THE JUNCTION BOXES	70 X 64 X 13 MM ³
CABLE LENGTHS (⊖PLUG ⊕SOCKET)	170 300 MM
CABLE CROSS SECTION	2.5 MM ²
CONNECTOR TYPE	MC4 / H4
FIRE RATING	TYPE 1 (UNI 9177)

Design qualification and type approval: IEC 61215:2016
 Safety qualification: IEC 61730:2016



ELECTRICAL SPECIFICATIONS

JEKO®	115	120	125	130
NOMINAL POWER P _{NOM} *	115W	120W	125W	130W
MODULE EFFICIENCY	10.9%	11.4%	11.9%	12.3%
APERTURE EFFICIENCY	12.1%	12.6%	13.1%	13.6%
OPEN-CIRCUIT VOLTAGE V _{OC} *	57.5	57.8	58.1	58.6
SHORT-CIRCUIT CURRENT I _{SC} *	3.21A	3.25A	3.25A	3.32A
VOLTAGE AT MPP V _{MPP} *	40.5V	41.2V	42.2V	43.7V
CURRENT AT MPP I _{MPP} *	2.85A	2.92A	2.95A	2.99A
MAX. OVER-CURRENT PROTECTION I _R	4.0 A			
MAX. SYSTEM VOLTAGE V _{SYS}	1000 V			

Insolation intensity 1000 W/m² in the plane of the module, module temperature 25 °C and a spectral distribution of the sunlight according to the atmospheric mass (AM) 1.5.
 * Manufacturing tolerance: -5%/+5%.

DATA MEASURED AT NOMINAL MODULE OPERATING TEMPERATURE (NMOT)** AND AM 1.5:

JEKO®	115	120	125	130
NMOT				
NOMINAL POWER P _{NOM} *	86W	90W	94W	97W
OPEN-CIRCUIT VOLTAGE V _{OC} *	48.8V	54.4V	55V	48.8V
SHORT-CIRCUIT CURRENT I _{SC} *	2.67A	2.68A	2.68A	2.68A
VOLTAGE AT MPP V _{MPP} *	38.3V	38.6V	39.8V	41.1V

** NMOT: Module operating temperature at 800 W/m² insolation intensity in the plane of the module, air temperature 20 °C, wind speed 1 m/s and operating at mpp.

TEMPERATURE COEFFICIENTS:

JEKO®	VALUE
TEMPERATURE COEFFICIENT P _{NOM}	-0,34 %/ °C
TEMPERATURE COEFFICIENT V _{OC}	-170 MV/°C
TEMPERATURE COEFFICIENT I _{SC}	0 MA/°C

*Installation instruction must be followed. See the installation manual or contact our technical service department for further information on approved installation. *The specification and key features described in this datasheet may deviate slightly and are not guaranteed. Due to ongoing innovation, R&D enhancement, Olivotto Glass Technology S.p.A. reserves the right to make any adjustment to the information described herein at any time without notice. Please always obtain the most recent version of the datasheet which shall be duly incorporated into the binding contract made by the parties governing all transactions related to the purchase and sale of the products described herein.